








Northern Ireland's trade with countries represented in the 2014 World Cup Finals in Brazil

Group A £ million 2013

	Exports	Imports	Total trade
 Brazil	£30.3	£39.5	£69.8
 Mexico	£33.3	£10	£43.3
 Cameroon	£1.7	£0.8	£2.5
 Croatia	£0.84	£0.02	£0.86





Group B £ million 2013

	Exports	Imports	Total trade
 Netherlands	£139.6	£312.6	£452.2
 Spain	£87.4	£99.7	£187.1
 Australia	£122.4	£8.7	£131.1
 Chile	£24.3	£7.4	£31.7

Group C £ million 2013

	Exports	Imports	Total trade
 Japan	£20.3	£47	£67.25
 Columbia	£23.1	£35.7	£58.8
 Greece	£9.1	£13	£22.1
 Ivory Coast	£18.3	£0	£18.3





Group D £ million 2013

	Exports	Imports	Total trade
 England*	-	-	-
 Italy	£57.7	£230.3	£288
 Costa Rica	£2.1	£0	£2.1
 Uruguay	£1.1	£0.3	£1.4





Group E £ million 2013

	Exports	Imports	Total trade
 France	£310	£191.4	£501.4
 Switzerland	£36.6	£36.9	£73.5
 Ecuador	£2.4	£0.6	£3.0
 Honduras	£0	£0	£0





Group F £ million 2013

	Exports	Imports	Total trade
 Argentina	£9.6	£69.4	£79
 Nigeria	£43.4	£0.1	£43.5
 Iran	£0.07	£4.3	£4.4
 Bosnia Her	£0	£0	£0

Group G £ million 2013

	Exports	Imports	Total trade
 USA	£574.7	£424.2	£998.8
 Germany	£259.3	£327.7	£587
 Portugal	£30.8	£13.8	£44.6
 Ghana	£9.3	£0	£9.4

Group H £ million 2013

	Exports	Imports	Total trade
 Belgium	£103.3	£134.4	£237.7
 Russia	£72	£41.6	£113.6
 S Korea	£25.6	£10.1	£35.7
 Algeria	£4	£0.5	£4.5

Source: HMRC Regional Trade Statistics - Import and export of goods

*England not included in HMRC figures, but it would be NI's largest market for 'imports and exports'

Help for what matters

 Ulster Bank